

NICE MACHINE

合模机、翻模机、深孔加工机床、单动式薄板拉伸机
注塑机快速换模设备、永磁起重器专业制造商

www.nicemachine.net



NICE MACHINE
耐斯机械

东莞市耐斯机械制造有限公司
DONGGUAN NICE MACHINE BUILDING CO.,LTD.



详细资料请与我们联系
Please contact us for more details



东莞市耐斯机械制造有限公司
DONGGUAN NICE MACHINE BUILDING CO.,LTD.

公司地址:
广东省东莞市万江区小享社区建南一路5号
ADD: No.5, 1 Road Jiannan, Xiaoxiang Community,
Wanjiang District, Dongguan, Guangdong
公司电话/TEL: 0769-22707029 22707026
22707027 22708010
联系人/Contacter: 李先生Mr. Li 13006809353
倪先生Mr. Ni 13809621823
公司传真/FAX: 0769-22708240
公司网址/Web: <http://www.nicemachine.net>
公司邮箱/E-mail: nice@nicemachine.net

浙江办事处/Offices in Zhejiang
联系人/Contact: 郑先生/Mr.zheng 13566829898
电话/TEL: 0576-84123030
传真/FAX: 0576-84125959


重庆办事处/Office in Chongqing
联系人/Contact: 邱先生/Mr. Qiu 18676986328

江苏办事处/Offices in Jiangsu
联系人/Contact: 周先生/Mr.Zhou 13813695630
关先生/Mr.Guan 18688634803
电话/TEL: 0512-65801793
传真/FAX: 0512-65801793

天津办事处/Offices in Tianjin
联系人/Contact: 刘先生/Mr.Liu 13132573587
电话/TEL: 022-27515266
传真/FAX: 022-27515266

厦门办事处/Office in Xiamen
联系人/Contact: 黄小姐/Ms. Huang 18950007918
电话/TEL: 0592-6587845
传真/FAX: 0592-6587846

企业经营
Deep-hole processing machine tool
深孔钻专业制造商



公司简介 Company Profile

东莞市耐斯机械制造有限公司，位于东莞市万江区小享社区，工厂占地一万多平方米，公司地理位置优越，环城路近在咫尺，可通过环城路直达广惠高速、广深高速、莞深高速、潮莞高速及广园快速路等高速公路，交通十分便利，本公司拥有先进的生产设备和一批在国内液压、机械行业具有丰富设计、制造经验的高级工程师及优秀的技术人员，是专业从事深孔钻、合模机及各种液压设备生产和销售的厂家。

公司生产的系列产品有NCS系列多功能深孔加工机床、NC系列立式合模机、NCW系列卧式合模机、NCF系列翻模机、NCB系列单动式薄板拉伸机、注塑机快速换模系统、永磁起重器以及各种吨位的开式、闭式液压机等。

NCS系列深孔加工机床是本公司工程师吸取国外深孔加工机床的先进经验，结合国内模具行业的实际使用情况进行设计制造的深孔加工设备，它广泛应用于加工模具的水道孔、顶针孔和热流道孔、液压阀和分配器体、热交换板等，本公司的产品吸取了国内外同类产品的精华，为产品注入了新的内涵，技术在国内同行中处于领先地位，产品远销巴西、土耳其等国家。

经过多年的努力，耐斯品牌已深入人心，得到客户的广泛关注和认可，目前，我们已与深圳创维、TCL王牌、比亚迪、广州中新、格力电器、海信科龙、志高空调、厦华电子、大江渝强、大江东阳、重庆平伟、奥克斯空调等国内外知名公司建立了良好的合作关系。

高素质、高要求、高质量、高效率是我们的宗旨；顾客满意是我们的目标；用专业的技术做专业的产品是我们的理念。

耐斯竭诚希望与您交流合作，共创辉煌。

Locate in Xiaoxiang Community, Wanjiang District, Dongguan City, Dongguan Nice Machine Manufacturing Co., Ltd. owns workshops of more than ten thousand square meters and advantageous geological position, with ring road nearby which is directly connected to Guangzhou-Huizhou superhighway, Guangzhou-Shenzhen superhighway, Dongguan-Shenzhen superhighway, Chao-Dongguan superhighway, Guang-Yuan superhighway and other superhighways, the traffic is thus convenient. With the advanced production equipments and a group of senior engineers and excellent technicians with affluent design and manufacturing experience in domestic hydraulic and mechanical industry, our company is the enterprise which is specialized in production and sales of deep-hole drill, mould closing machine and diverse hydraulic equipments.

The series of products produced by our company include multi-functional deep-hole processing machine toll of NCS series, vertical type mould closing machine of NC series, horizontal type mould closing machine of NCW, mould turning machine of NCF series, single-action stretcher for sheet of NCB series, Fast mould changing system of injection molding machine, permanent magnetic crane, open type or close type hydraulic machine of different tonnages, and others.

NCS series deep-hole processing machine tool is the equipment designed and manufactured by our engineer upon the absorption of advanced experience of deep-hole processing machine tool abroad and the combination of actual application of module industry at home. It can be widely applied in mould processing of water channel hole, punch hole, hot runner hole, hydraulic valve, distributor, heat exchanger plate and others of mould. The products of our company absorb the essence of similar products at home and abroad, the new connotation is endowed to the products, the technology is at leading place in the same field at home and abroad and the products are exported to Brazil, Turkey and other countries.

Upon efforts in many years, NCS brand has been in people's mind and obtained the wide care and recognition of clients. At present, we have established the excellent cooperation with many domestic well-known companies, such as, Shenzhen Skyworth, TCL, BYD, Guangzhou Zhongxin Plastic Co., Ltd., GREE electrical appliances, Hisense Kelon, CHIGO air condition, PRIMA, Dajiang Yuqiang, Dajiang Dongyang, Chongqing Flat Wei Industrial Co., Ltd., AUX, etc.

High performance, high requirement, high quality and high efficiency is our tenet; the clients' satisfaction is our target; professional technology in use and professional products in production is our concept.

NICE sincerely expects to communicate and cooperate with you to create mutual prosperity.

銳
意
進
取

卓
然
出
眾



特点/Features:

- 一、机床立柱、底座、滑台及工作台等主要部件均使用铸件制作，变形量小，精度高。
- 二、机床采用进口直线导轨及滚珠丝杆，保证设备的加工精度。
- 三、加工范围广，可加工孔径3mm-30mm，有效加工深度一次最高可达2000mm。
- 四、超宽工作空间设计，更便于大型工件的装夹和加工。
- 五、采用三菱伺服数控系统，性能稳定，操作简便。

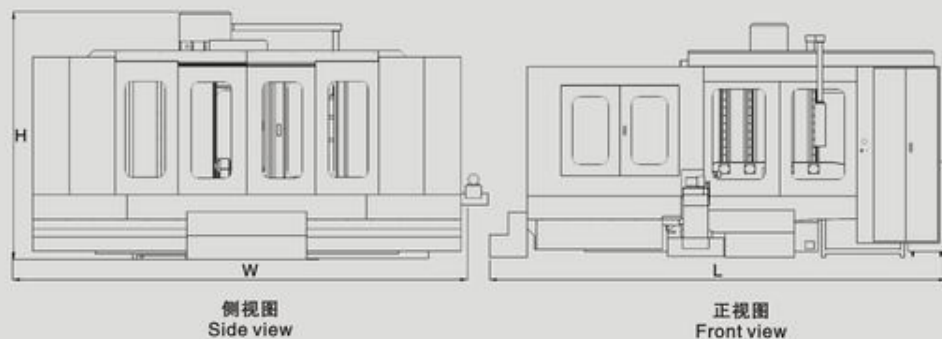
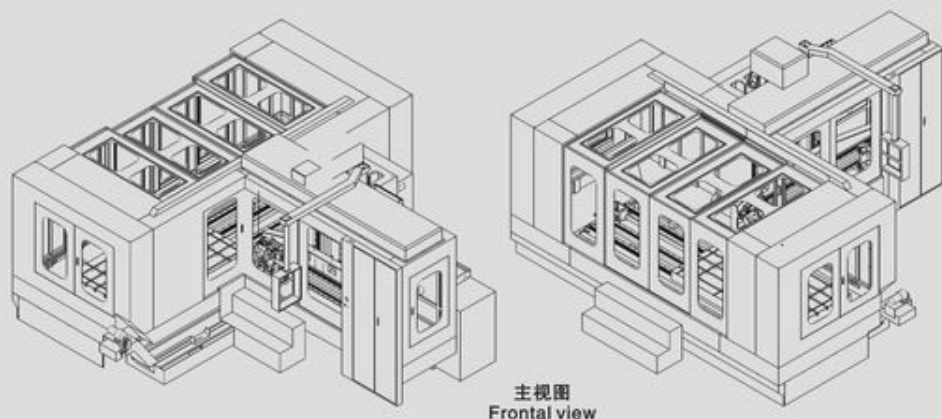
- I. The stand column, pedestal, slide platform, work platform and other main components of machine tool are made of castings, with low deformation and high precision.
- II. The imported linear guide rail and ball screw are adopted in machine tool so as to ensure the processing precision of equipment.
- III. The processing scope is large, the bores of 3mm-30mm can be processed and the effective processing depth is 2,000mm in maximum for once.
- IV. The wide work space in design facilitates the clamping and processing of large workpiece.
- V. The MITSUBISHI servo numerical control system is adopted and the machine is characterized by steady performance and simple operation.

東
承
可
靠
品
質
獨
領
業
界
風
騷



机台规格表/Machine Specifications

设备型号 Equipment model	钻孔内径 Bore of drill hole (mm)	一次性钻孔最大深度 Maximum depth of one-off drill hole (mm)	工作台尺寸 Dimension of work platform (mm)	X轴行程 X axis stroke (mm)	Y轴行程 Y axis stroke (mm)	Z轴行程 Z axis stroke (mm)	快速进给 Rapid feeding (mm)	主轴最快转速 Maximum rotary speed of spindle (rpm)	主轴马达 Spindle motor	XYZ伺服马达功率 XYZ servo motor power	切削油泵压力 Pressure of cutting oil pump (kg/cm ²)	油泵泵出油量 Oil pump capacity of oil hydraulic pump (L/min)	切削油箱容量 Capacity of cutting oil tank (L)	工作台载重量 Load weight of work platform (kg)	设备净重量 Net weight of equipment (kg)	占地尺寸 Occupation area (mm)	总功率 Total power	数控系统 Numerical control system
NCS-600	3-30	600	600 x 700	600	600	650	3000	6000	7.5KW	2KW/2KW/1.5KW	100	8-42	400	4000	5000	3600 x 3200 x 2400	22KW	MISUBISHI
NCS-800	3-30	800	700 x 900	800	800	850	3000	6000	7.5KW	2KW/2KW/1.5KW	100	8-42	400	5000	6000	4000 x 3500 x 2600	22KW	MISUBISHI
NCS-1000	3-30	1000	800 x 1200	1000	800	1050	3000	6000	7.5KW	2KW/2KW/1.5KW	100	8-42	400	5000	8000	4500 x 4000 x 2800	22KW	MISUBISHI
NCS-1300	3-30	1300	950 x 1400	1300	1000	1350	4000	6000	7.5KW	3KW/3KW/1.5KW	100	8-42	400	7000	10000	5000 x 4500 x 3000	24KW	MISUBISHI
NCS-1300F	3-30	1300	1000 x 1700	1600	1000	1350	4000	6000	7.5KW	3KW/3KW/1.5KW	100	8-42	400	8000	11000	5400 x 4500 x 3000	24KW	MISUBISHI
NCS-1600	3-30	1600	1400 x 2200	2100	1200	1650	5000	6000	11KW	3KW/3KW/2.0KW	100	8-42	400	12000	16000	6500 x 5600 x 3200	26KW	MISUBISHI
NCS-2000	3-30	2000	1400 x 2600	2500	1400	2050	5000	6000	11KW	3KW/3KW/2.0KW	100	8-42	400	15000	20000	7000 x 6200 x 3500	26KW	MISUBISHI



机台规格表/Machine Specifications

项目/Project	型号/Model	NCS-600	NCS-800	NCS-1000	NCS-1300	NCS-1300F	NCS-1600	NCS-2000
机床长度/Length (mm)		3600	4000	4500	5000	5400	6500	7000
机床高度/Height (mm)		2400	2600	2800	3000	3000	3200	3500
机床宽度/Width (mm)		3200	3500	4000	4500	4500	5600	6200
工作台尺寸/Dimension (mm)		600×700	700×900	800×1200	950×1400	1000×1700	1400×2200	1400×2600
上料门宽度/Door Width (mm)		1000	1100	1300	1500	1800	3000	3300

■ 标准配件/Standard Accessories



■ 可选配件/Optional Accessories

